

If you have any questions, please contact me at jamie@teachmommyteach.com

Thank you for downloading!

You May:

- use these resources in your own home or classroom for non-commercial use.
- print as many copies as you would like.
- share the website link, <https://teachmommyteach.com/>, where this printable can be found, so that others can download the file.

You May NOT:

- sell, give away, or share a printed copy. Each person should download separately and print.
- print out a copy for multiple teachers, as in an entire school, co-op, or other group. Each teacher should download separately and print.
- link directly to the pdf. Instead, link to the page on <https://teachmommyteach.com/> or <https://teacherspayteacher.com/> where you found the download.
- claim this or any part of this printable as your own.
- alter this printable and claim it as your own.
- host any of the files on your personal or other websites that can be shared with others.
- Upload this resource to any file sharing sites

Credits!! Thank you Speaking of Images and Open Clipart!



<https://www.teacherspayteachers.com/Store/Speaking-Of-Images>



<https://openclipart.org/>

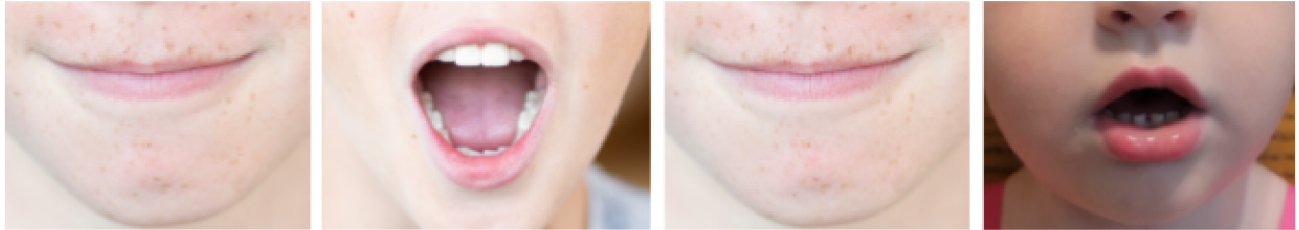
Set 3 Book 3: Frogs

Pre-Reading Worksheets

Your child will review er sounds and spellings. Your child will learn the high frequency words *Mama* and *Papa*. Your child will be introduced to vowel-consonant-e words.

Name: _____

The words **Mama** and **Papa** can be difficult to sound out because the first **a** in each word represents the **short o sound**. The last **a** in each word represents the **schwa a sound**. Practice reading the words **mama** and **papa** below.

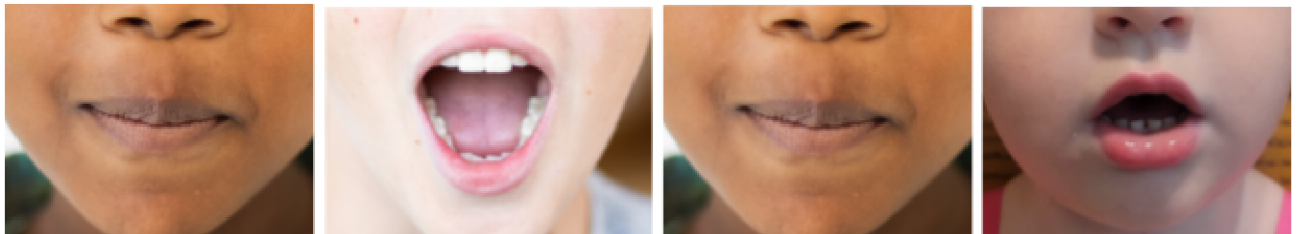


m

a

m

a



p

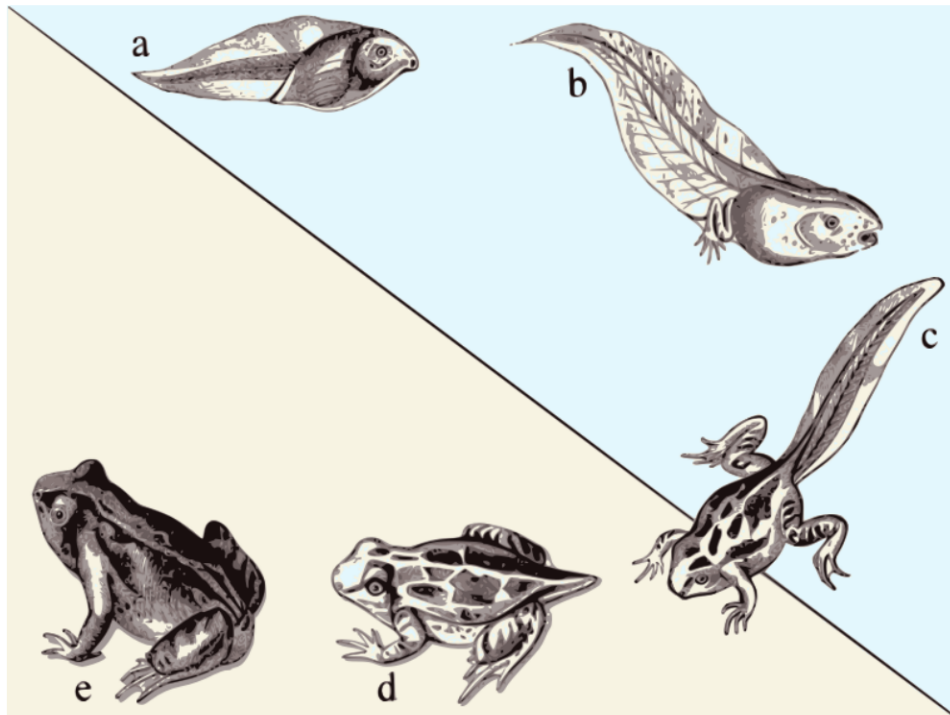

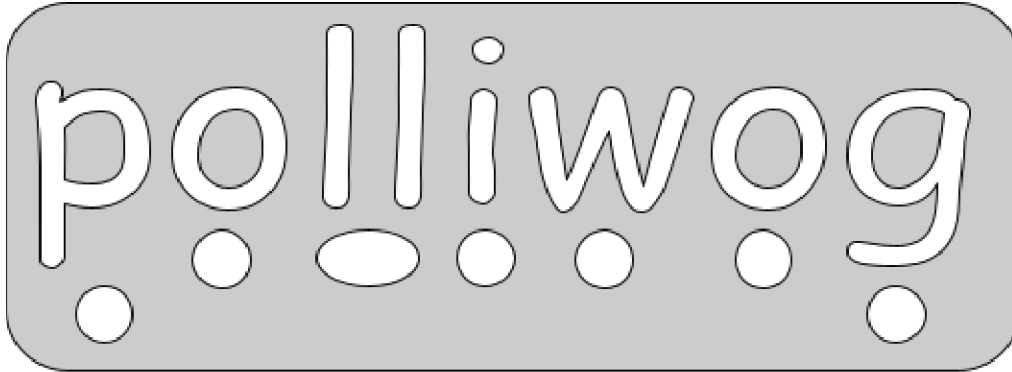
a

p

a

Name: _____

The word **polliwog** can be a difficult to sound out because the **i** represents the **long e** sound. Practice sounding out and reading the word **polliwog**.



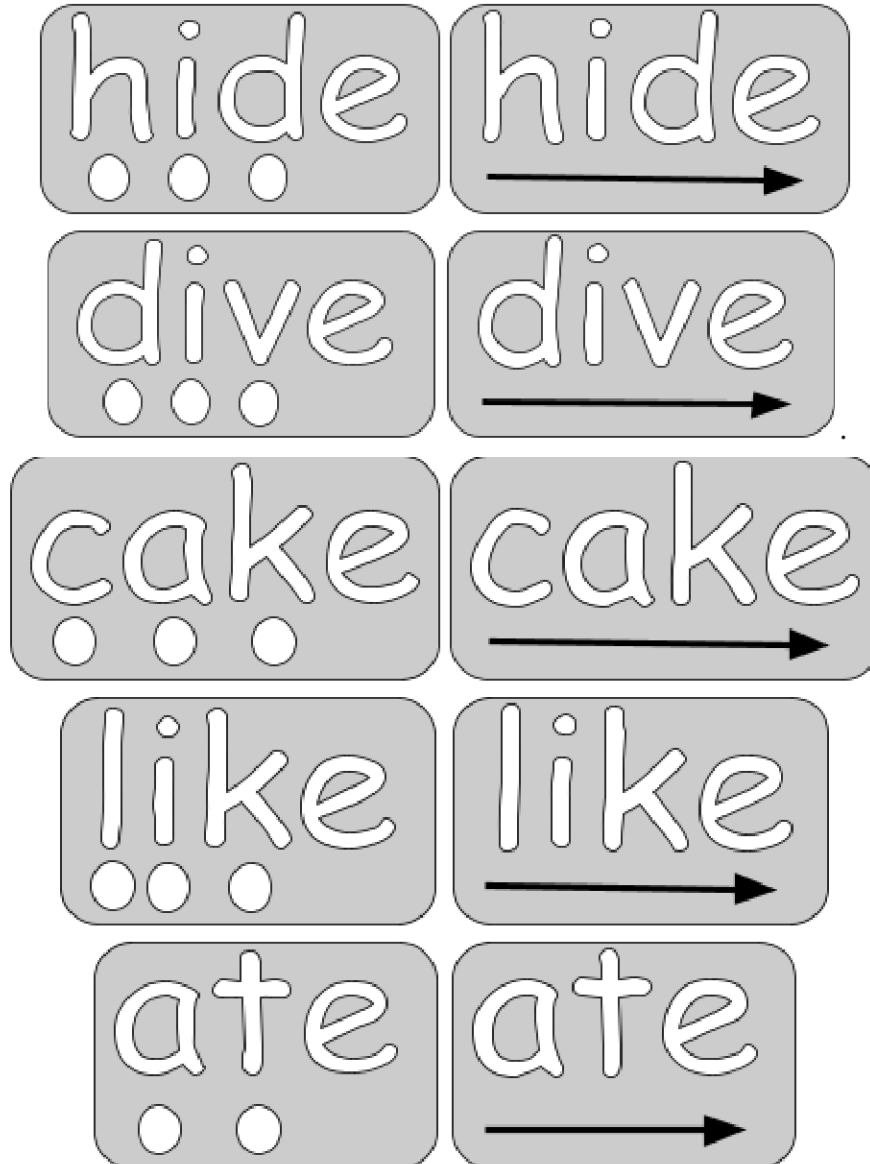
Thank you openclipart.org for the wonderful clipart!

Name: _____

The vowels are **A**, **E**, **I**, **O**, and **U**. All of the other letters are consonants. When a word follows a **vowel-consonant-letter E** pattern, the **vowel** will represent a **long vowel sound** and the **e** will be silent.

Practice sounding out the words.

(If your child is having trouble with this pattern, it will be covered much more in the later stages of Bob Books. Do not worry too much about the pattern rule other than exposure at this point.)









Name: _____

Let's review the **er sound**. Practice saying the **er sound**. Letters **er** and **ir** can represent the **er sound**.



Touch each dot and say the sound the letter(s) represent. Then, touching the arrow, put the sounds together to sound out the word.

Set 3 Book 3:
Frogs

Extra Practice
Post-Reading Worksheets

Name: _____

Read the following sentences.

Mama ate dinner under the tree. The birds did not dive or hide. The birds and polliwogs made a pretty song. Mama was glad.

